



Race Directors' Event Notes

Rd.2 MISANO (ITA) 5 - 7 May 2023



Misano
MWC
World Circuit
Marco Simoncelli



MAIN OFFICIALS DURING THIS EVENT



Chairman of the Panel

 **Ronny Guarini**

Technical Delegate

 **Fabrizio Nosco**

Race Control

 **Alessandro Ferrari**

 **Fabrizio Fondacci**

The reference Regulation is the one in Italian language

Timing Version V7 – date 02.05.2023

MISANO

05-07 MAY

FRIDAY

08:40 - 09:20

FREE PRACTICE 1

11:55 - 12:35

FREE PRACTICE 2

17:45 - 18:00

QUALIFYING 1

18:10 - 18:25

QUALIFYING 2

SATURDAY

12:10

RACE 1 / 30' + 1 lap

17:35

RACE 2 / 30' + 1 lap

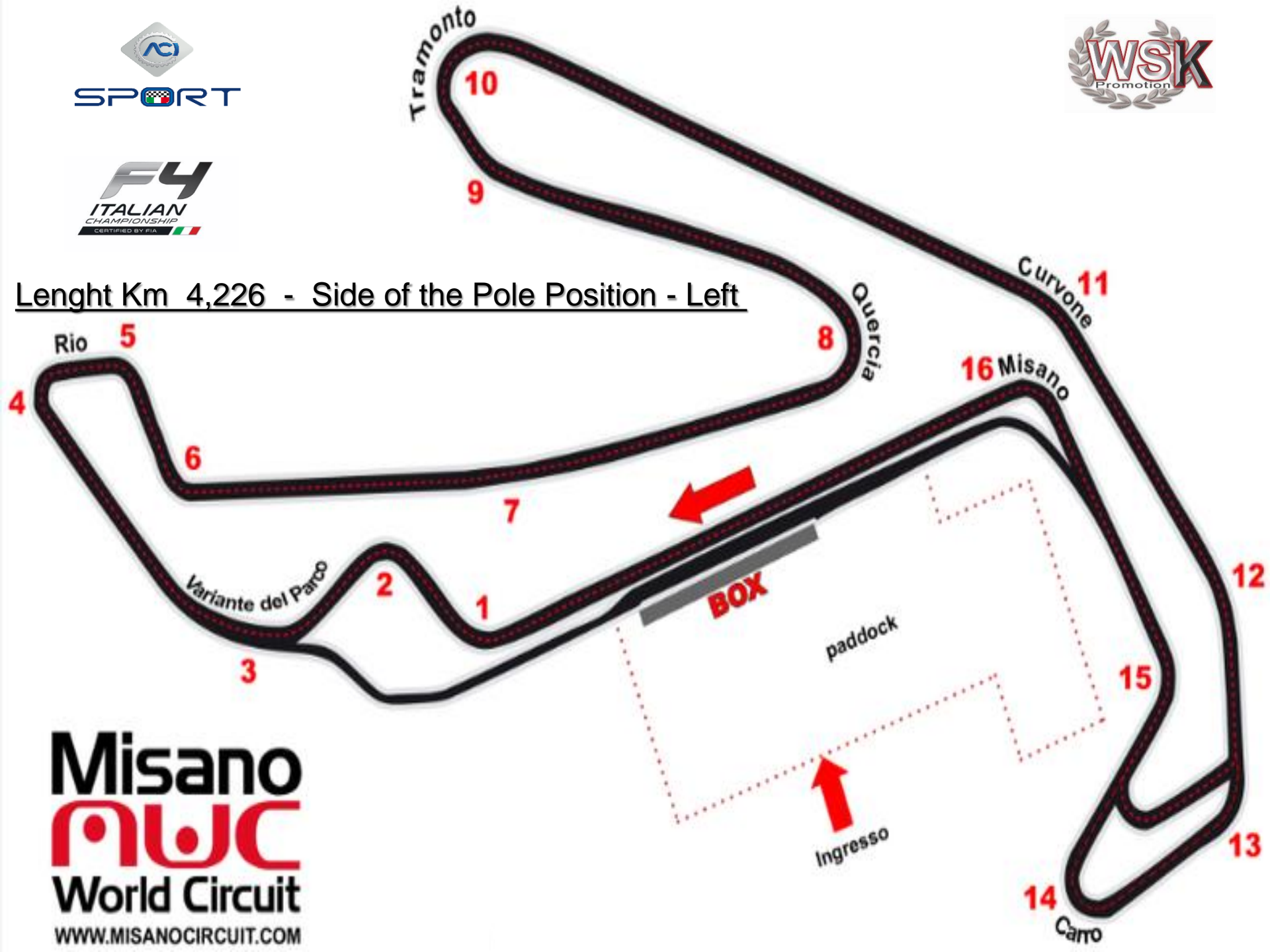
SUNDAY

09:00

RACE 3 / 30' + 1 lap



Lenght Km 4,226 - Side of the Pole Position - Left





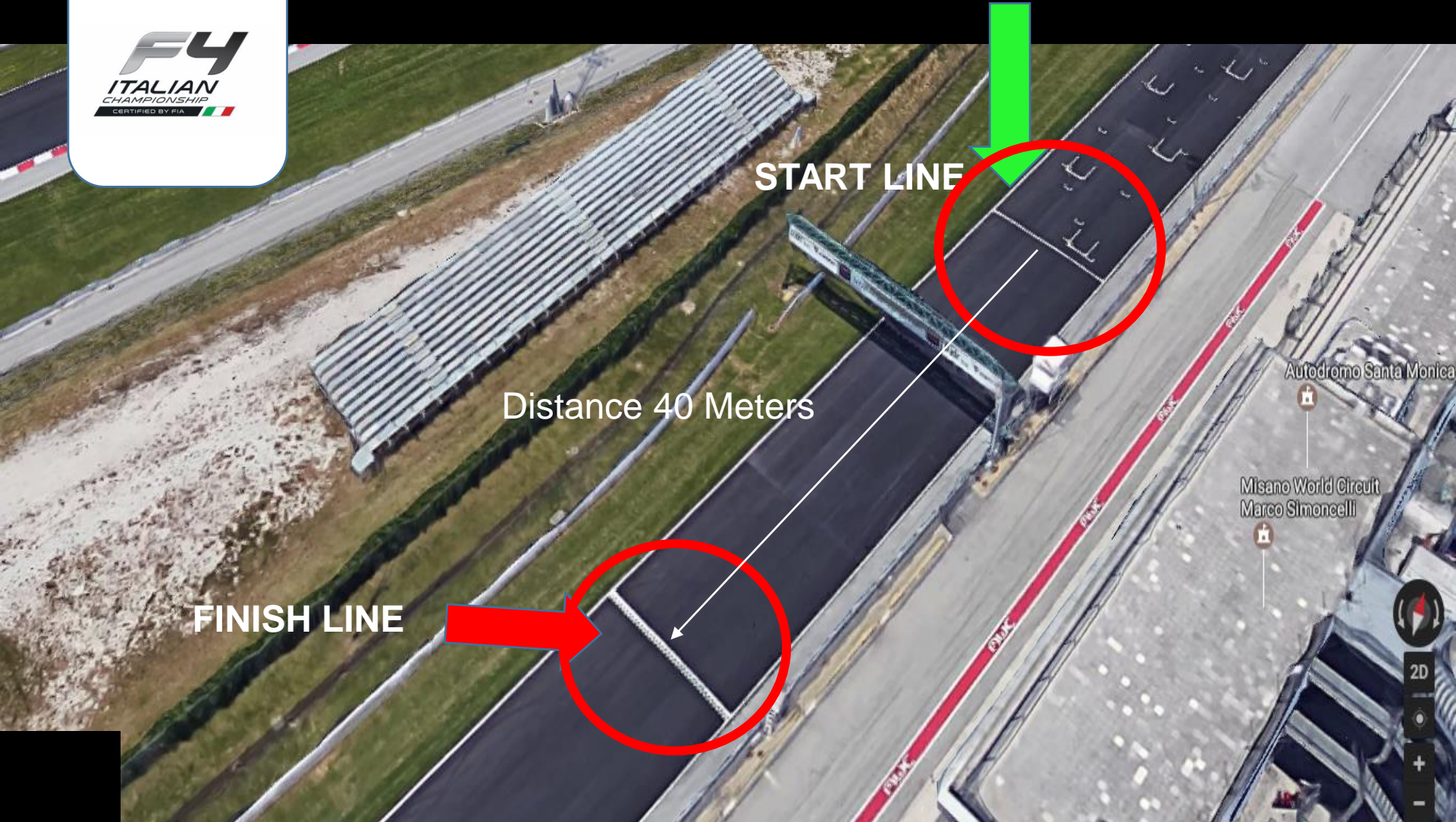
TROLLEY EXIT

PRE GRID

20' minutes before the Pit Lane Open cars ready in Pre-Grid – Box In – Out 60-61

F4 TEAM ALLOCATION





FREE PRACTICE – QUALIFYING – FORMATION LAP - RACE




When the cars approach to start of the Free Practice – Qualifying – and Formation Lap for the Races, it's not possible to wait the green flag/light near the Pit Exit

The drivers can move only when the lights/ Flag at PIT EXIT is GREEN

The speed limit imposed in the Pit is **60 Km/h.**



PIT EXIT





QUALIFYING PRACTICE



The Qualifying Practice will be able to play in one of the following ways:

Two rounds of max 15' (fifteen minutes) each, interspersed with a maximum of 10' (ten minutes) neutralization.

During the stop, it is not allowed to refuel or top-up lubricants and / or other liquids in the pit lane, as shown in Art. 16, and the cars cannot enter or go to the pits or paddock; the only fluid that is allowed to refill is the brake fluid. Operations may still be performed on the cars, because they will not be subject to parc fermé rules.

The starting grid of the **Race 1 (30' + 1 lap)** will be based on the best time reached by each driver upon the first qualifying session. If two or more drivers have obtained the same time, priority will be given to the driver who has got it first.

The starting grid of the **Race 2 (30' + 1 lap)** will be based on the best time reached by each driver upon the second qualifying session. If two or more drivers have obtained the same time, priority will be given to the driver who has got it first. The starting grid of the **Race 3 (30' + 1 lap)** will be based on the second best time reached by each driver in any of the two rounds of qualifying.

PIT LANE REGULATION



Art.15. - PIT LANE REGULATION

Competitors/Drivers and their Teams will carefully respect all provisions under the current sporting regulations.

Repairs are admitted during the race (free practices, qualifying, heats, finals, etc.) and must be performed only within the allotted assistance area in front of the box and in accordance with the current Sporting National Regulations.

Refuelling in the pit lane is strictly forbidden during all the event.

Just 4 people per car may stand around it to perform repairs activities, in addition to the tyres company personnel.

If the driver remains on board, he will not be counted within the 4.

A speed limit of **60 kph** during the whole Event will be enforced in the Pit Lane.

Drivers are responsible for observing this limit.





PIT ENTRY

Any Driver intending to leave the Track or to enter the Pit Lane shall signal their intention to do so in good time and shall make sure that it is safe to do so.
At all times, access to the Pit Lane is allowed only through the Pit Entry.

SPEED LIMIT IN THE PIT

60

Km/h

Start the Speed limit



60

60

11

F4
ITALIAN
CHAMPIONSHIP
CERTIFIED BY FIA



INNER LANE

FAST LANE

SPEED LIMIT IN THE PIT 60 KM/H

PIT OUT

SPEED LIMIT – END

60



Misano
MWC
World Circuit
Marco Simoncelli

F4
ITALIAN
CHAMPIONSHIP
CERTIFIED BY FIA




PIT LANE - SPEED LIMIT

Practice Start is forbidden during the qualifying practice and Formation Lap (Race)

SPEED LIMIT – END

60

PRACTICE START



PRACTICE START



Practice Start is forbidden during the qualifying practice and Formation Lap (Race)


PIT EXIT - LIMIT



Misano
MWC
World Circuit
Marco Simoncini

F4
ITALIAN
CHAMPIONSHIP
CERTIFIED BY FIA

PIT EXIT - LIMIT



DON'T CROSS THE WHITE LINE



MARSHALL POST



If you have problems on track pls move your car near the Marshall Post Entrance
(in the left or right side on track)

RACE CONTROL
FULL COURSE YELLOW

Virtual Safety Car Full Course Yellow



DURING FREE PRACTICE / QUALIFYING / RACE



In case of using the “**Virtual Safety Car**”, the Coc will comply with the following standards speed limit imposed on the entire of tracks is **80 Km/h** ; in this case , at each MP, will be showed the board **FCY** (Full Course Yellow) which will be accompanied by a waved yellow flag , maintaining the same detachment from other cars , until the first MP where the green flag will be on display. **During the race , before the restart the Race Control use the Safety Car**





FULL COURSE YELLOW



FULL COURSE YELLOW – MAX SPEED 80 KM/H

Stay in one single line – No tyre warming

During the race , before the restart the Race Control use the Safety Car

STOPPING A FREE PRACTICE SESSION OR A QUALIFYING SESSION

When the red flags/lights are displayed, all Drivers must immediately reduce speed being prepared to stop if necessary and proceed slowly back to the Pit Lane - Pit Allocation.

All abandoned Cars will be moved to a safe position. Any lap time recorded after the red flags have been displayed will not be taken into account.

The driver who caused the Red Flag will be investigated by the stewards



Red Flag during the Qualifying ; stop in your Pit Allocation



STARTING PROCEDURE



STARTING PROCEDURE

TIMING

10' (ten minutes) before the announced departure, the cars will leave the pit area.

Will be allowed, in the interval between the opening of the pit lane and its closure, make two laps of the circuit, with the flow in the pit lane and the ignition time limits of the green light.

At the end of the laps line up their cars on the grid in their place and shall turn off the engine; from this time until the exposure of the 3' panel you can work on the car;

5' (five minutes) before the start time is announced, the pit exit will be closed; any car still in the pit area will be allowed to start only after the whole group has passed the pit lane end exit while doing the first lap; the closure of the pit exit will be signaled by means of a sound

2' warning signal; the start will be announced by the following signs accompanied by a sound signal:

3' panel: the countdown begins; when this panel is shown, access to the grid is closed; any car not on its position on the grid must start from the back of the grid; **from this time operations on the car are no longer allowed**; everybody except drivers, officials and team staff in charge of the external starting device must leave the grid.

1' panel: engines are started with the starter on board. If necessary, an external starting device is allowed; total clearing out of grid.

30" panel: after this panel is shown, a green flag will be waved before the grid to indicate that the cars must move on to complete a full lap of the circuit, keeping their positions behind the pole position driver leading.




STARTING PROCEDURE



3' panel: the countdown begins; when this panel is shown, access to the grid is closed; any car not on its position on the grid must start from the back of the grid; **from this time operations on the car are no longer allowed**; everybody except drivers, officials and team staff in charge of the external starting device must leave the grid.

FORMATION LAP



Green Flag



FORMATION LAP



Practice starts are forbidden during the Formation Lap and the formation must be kept as tight as possible.

Any drivers who is unable to start his car must immediately raise his arm ; when the other cars have lift the grid , the car will be pushed into the pit by the mechanics . During this manoeuvre if the driver is able to restart can rejoin the formation lap and he will take the last place on the grid at the end of the formation lap .

After the green flag if a driver is delayed while leaving his position on the start grid , he can resume his pre-start position on the grid if he is not passed by all the others cars which started the formation lap . If he 's passed by all other cars started on the formation lap , this driver must start the race from the back of the formation

When the Cars return to the Grid at the end of the Formation Lap , they must stop on their respective Grid positions keeping their engines running



STARTING PROCEDURE

When you approach to the starting area no tyre warming after the SAFETY CAR LINE 1



STARTING PROCEDURE



Grid Marshals will stand behind the Pit Wall , alongside each Grid position with boards showing the grid position until the car concerned is completely stopped


Any Driver who stops their Car forward or off-centre of the position prescribed by the lines on the Grid, shall be penalized at the discretion of the Stewards.



STARTING PROCEDURE



STARTING PROCEDURE



STARTING PROCEDURE



STARTING PROCEDURE



STARTING PROCEDURE



STARTING PROCEDURE



STARTING PROCEDURE



STARTING PROCEDURE



F4
ITALIA

STARTING PROCEDURE




Lights OFF = Race ON

F4
ITALIAN
CHAMPIONSHIP
CERTIFIED BY FIA

F4
ITALIA

STARTING PROCEDURE



Any false start or conduct that does not comply with the regulations will be signalled by the Officials and penalized with a time penalty of 10 seconds or with a "Drive Through" .

EXTRA FORMATION LAP

If the Starter decides that the start must be delayed because a Car involving in a problem , the marshall show the yellow flag and a flashing yellow light (abort start) will be show with the board saying **EXTRA FORMATION LAP:**

The Driver who caused an extra formation lap , will start from the PIT LANE



EXTRA FORMATION LAP

If an extra formation lap is used , the race will be reduced by 2' minutes

EXTRA FORMATION LAP



If an extra formation lap is used , the race will be reduced by 2' minutes



The Driver who caused an extra formation lap , will start from the PIT LANE

EXTRA FORMATION LAP





Automobile Club d'Italia
SPORT

SAFETY CAR

SC



F4
ITALIAN
CHAMPIONSHIP
CERTIFIED BY FIA

SAFETY CAR

The Safety Car will join the Track with its orange lights illuminated and will join the Track regardless of where the Race leader is.



While the Safety Car is in operation, Cars may enter the Pit Lane, but may only rejoin the Track when the green light-flag at the Pit Exit is switched on. The green light-flag will remain on at all times except when the Safety Car and the line of Cars following it are about to pass or are passing the Pit Exit.

A Car rejoining the Track must proceed at an appropriate speed until it reaches the end of the line of Cars behind the Safety Car.

•It is not permitted to undertake the DRIVE THROUGH or Stop & Go Penalty during a SC deployment .

Pit lane exit light is green ,unless the SC and the field are approaching or passing the PIT EXIT

SAFETY CAR

SC



F4
ITALIAN
CHAMPIONSHIP
CERTIFIED BY FIA

SAFETY CAR

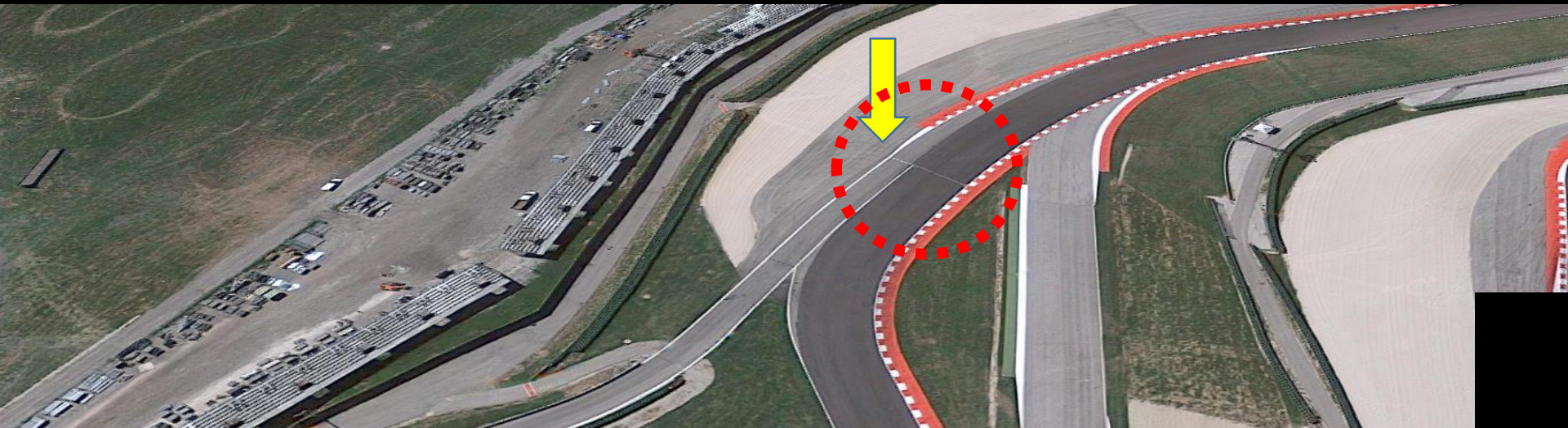
Misano
World Circuit
Marco Simoncelli

F4
ITALIAN
CHAMPIONSHIP
CERTIFIED BY FIA

SAFETY CAR LINE 1



SAFETY CAR LINE 2



DRIVERS TO FOLLOW SAFETY CAR, NO OVERTAKING



Automobile Club d'Italia
SPORT

SAFETY CAR



ALL CARS FOLLOW THE SAFETY CAR INTO THE PIT LANE



Under certain circumstances, the Race Director may ask the Safety Car to use the Pit Lane .
In these cases, and provided its orange lights remain illuminated, all Cars must follow it into the Pit Lane without overtaking

Any Car entering the Pit Lane under these circumstances may stop at its Pit

SAFETY CAR

When the Race Director calls in the Safety Car, it must extinguish its orange lights and this will be the signal to the Drivers that it will be entering the Pit Lane at the end of that lap.



RACE CONTROL : SAFETY CAR IN THIS LAP

NO LIGHTS ON THE SAFETY CAR
Stay in one single line – No tyre warming



SAFETY CAR LIGHTS OFF
Turn 11 - 12

SAFETY CAR IN - RESTART

In order to avoid the likelihood of accidents before the safety car returns to the pits, from the point at which the lights on the car are turned out drivers must proceed at a pace which involves no erratic acceleration or braking nor any other manoeuvre which is likely to endanger other drivers or impede the restart.

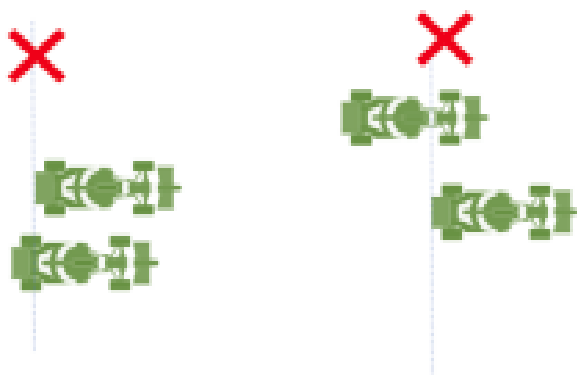
NO TYRE WARMING DURING THE RESTART PROCEDURE
REMAIN IN ONE SINGLE LINE




If the Safety Car is still deployed at the beginning of the last lap, or is deployed during the last lap, it will enter the Pit Lane at the end of the last lap and the cars will take the chequered flag as normal without overtaking.

SAFETY CAR IN - RESTART

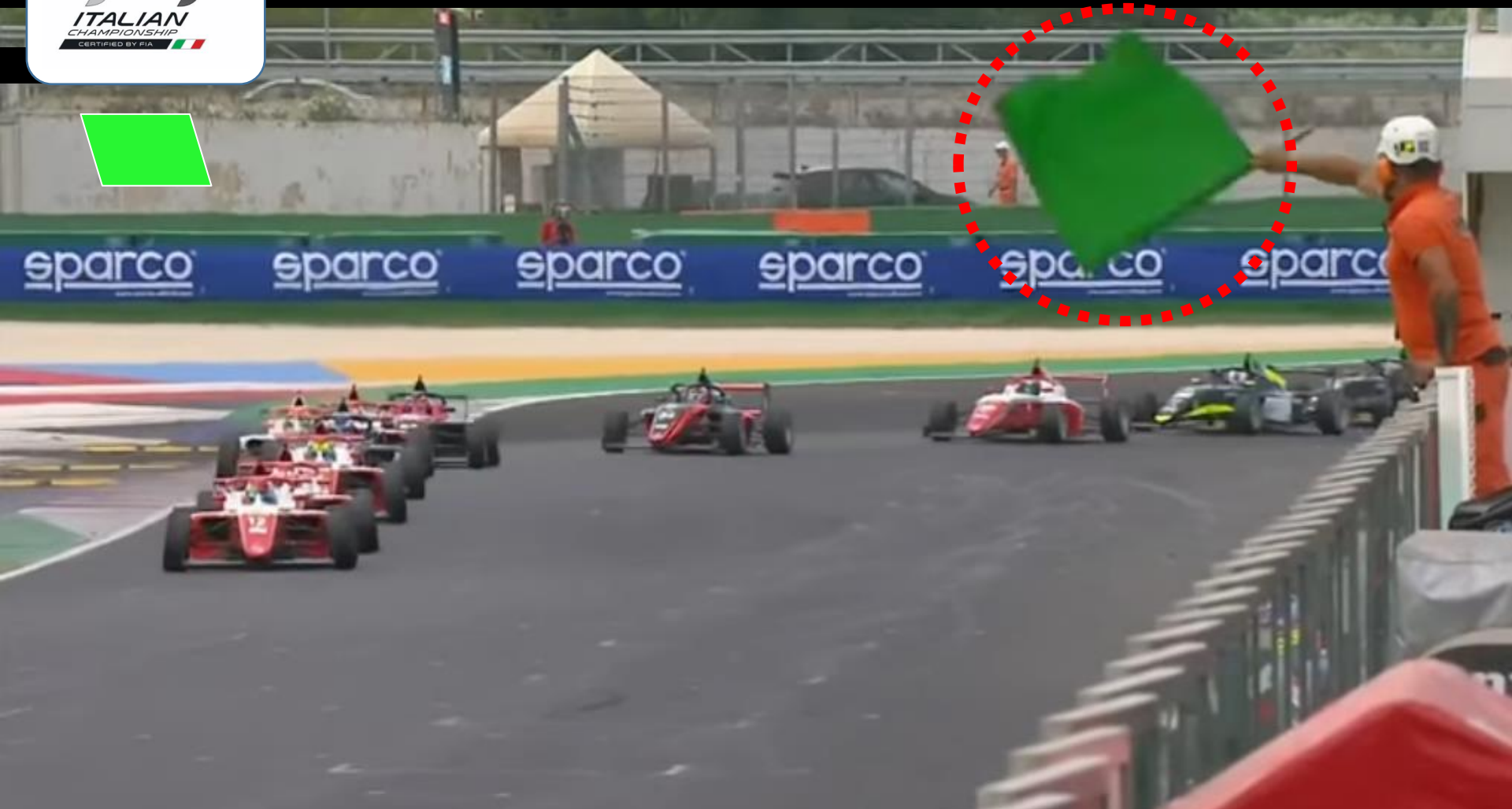
NO



OK



Overtaking remains forbidden until the Cars cross the Finish Line



Overtaking remains forbidden until the Cars cross the Finish Line

Under certain circumstances the Race may be started behind the Safety Car. In this case, at any time before the “one-minute” signal is given, its orange lights will be switched on. This is the signal to the Drivers that the Race will be started behind the Safety Car. When the green lights are illuminated, the Safety Car will leave the Grid with all Cars following in Grid order, no more than ten car lengths apart. There will be no Formation Lap and **the Race will start when the green lights came on.**



Any Driver who is delayed leaving the Grid must not overtake another moving Car if they were stationary after the remainder of the Cars had crossed the Start Line.
This Driver must then take up position at the back of the line of Cars behind the SC

SUSPENDING AND RESUMING THE RACE



Should it become necessary to suspend the Race because the Track is blocked by an accident or other conditions make it dangerous to continue , the Race Director will order and/or lights to be shown at Marshals post and the abort lights to be shown at the Start Line. This is the signal for all Drivers to stop driving at racing speeds and proceed slowly without overtaking and with maximum caution, being prepared to Stop in PIT LANE - Fast Line behind the Safety Car located at Pit Exit or in the Starting Grid (one line) .
Follow the Race Control indications

RED FLAG



Automobile Club d'Italia
SPORT

RED FLAG

CARS FOLLOW THE SAFETY CAR INTO THE PIT LANE AND STOP



RACE SUSPENDED, CARS TO LINE UP IN PIT LANE

F4
ITALIAN
CHAMPIONSHIP
CERTIFIED BY FIA

SUSPENDING AND RESUMING THE RACE



In case of suspension of the race with a Red Flag, the procedure to be followed will vary according to the number of laps completed by the leader of the race before the interruption of the same:

A) If the Red Flag is shown to the leading car, before it has crossed the finish line at the end of its second race lap, the race will be considered not to have started: The cars must slowly move to the starting grid and reoccupy their original position; - It will be allowed to work on the cars until the 5 'sign is displayed.

The new start time will be communicated and the starting procedure will be resumed with the display of the 5-minute sign. - The distance to be covered will be two (2) laps shorter, or, in the case of timed races, **5 (five) minutes shorter** than the original distance and with the same grid as the first start.

B) If the leading car has completed **more than two full laps, but less than 75% of the expected distance**:

If the interruption will take place during the SC period, the countdown of the race time will be blocked. The cars will return to the starting grid or pit lane behind the SC. When possible, the race will resume behind the SC for the remaining time to complete the intended distance. There will be no sum between the two fractions of the race played.

If the SC period is not active at the time of the Red Flag, the cars must return to the grid or pit lane. They will be lined up according to the ranking drawn up in the last lap preceding the one in which the race was suspended. (*) In timed races the countdown of the race time will be blocked; all transits recorded in the lap in which the race was suspended will be canceled. When possible, the race will resume behind the SC for the time or laps remaining to complete the planned distance. There are no training laps and time will resume when the green lights come on. **There will be no sum between the two fractions of the race played.**

(*) EXAMPLE: if the race is suspended during the 9th lap, the ranking will be that relating to the 8th lap.

SUSPENDING AND RESUMING THE RACE



During the suspension of the race:

- 1) The possibility and the time of assistance on the cars will be indicated by the Clerk of the Course or RD. Refueling is not permitted.
- 2) When the possibility of working on the cars is given, they cannot be moved from where they are positioned.
- 3) Any movements may result in the application of penalties by the stewards.
- 4) Only team members and match officials will be allowed on the grid.
- 5) All cars in the pit lane will be authorized to leave the pits once the race has been resumed.
- 6) At all times the drivers must follow the instructions of the marshals.
- 7) the distance to be covered in the second part of the race will be, (5) five minutes shorter than the distance originally planned for the race from which the first part will be deducted;
- 8) the position of the cars on the starting grid will depend on the classification of the first part of the race;
- 9) will be able to participate in this second part of the race only the cars that have started, provided that they have not retired, that they have been able to reach the starting grid or their garage, as mentioned above, with their own means following a authorized itinerary, and which have been judged suitable to restart by the Technical Stewards. Reserve cars will not be allowed at this start.
- 10) There are no training tours. Time will resume when the green lights come on.

Resuming a Race behind the Safety Car – Pit Lane



5'

Signals will be shown five minutes, three minutes, one minute and fifteen seconds before the resumption and each of these will be accompanied by an audible warning.

3'

When the three minute signal is shown all cars in the fast lane must have their wheels fully fitted, after this signal wheels may only be removed if the car has been moved out of the fast lane or during a further race suspension.

1'

When the one minute signal is shown, engines should be started and all team personnel must leave the grid by the time the 15 second signal is given taking all equipment with them. If any driver needs assistance after the 15 second signal he must raise his arm and, when the remainder of the cars able to do so have left the pit lane, marshals will be instructed to push the car into the working lane. In this case, marshals with yellow flags will stand beside any car (or cars) concerned to warn drivers behind. Drivers may leave the fast lane in order to pass any car unable to leave the pit lane.

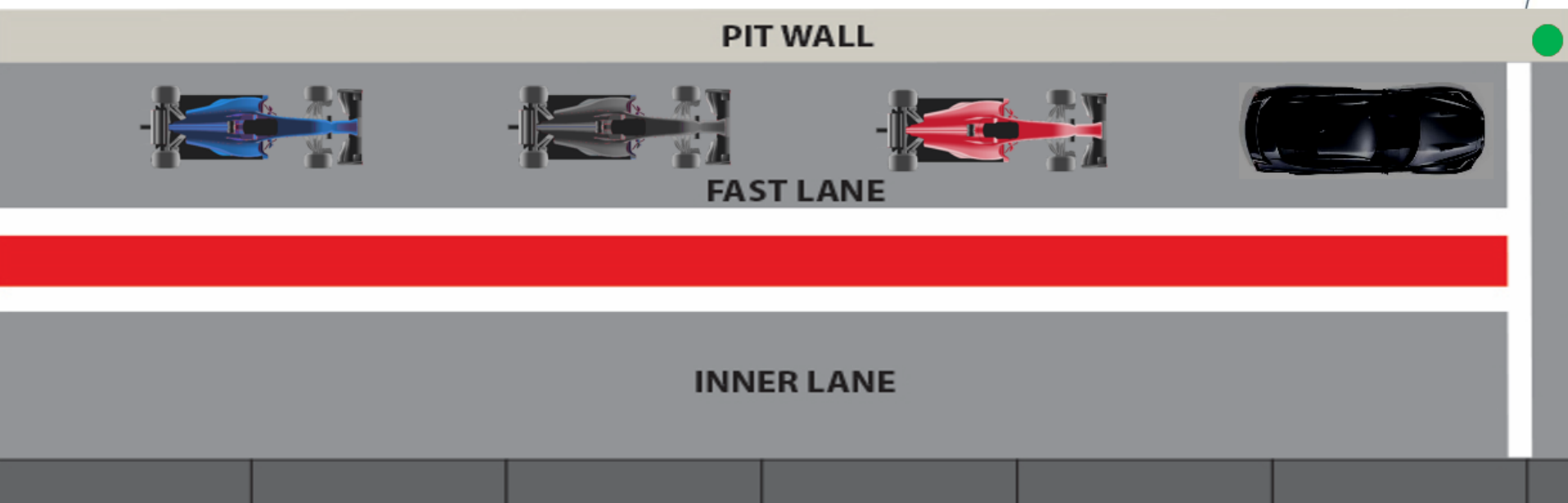
15 sec

If the Race cannot be resumed for any reason, the results will be taken at the end of the last lap before the lap during which the signal to suspend the Race was given

Resuming a Race behind the Safety Car – Pit Lane



When the one-minute signal is shown, engines should be started and all team personnel must leave the fast lane by the time the 15-second signal is given, taking all equipment with them. When the Pit Exit is opened the Safety Car and Race Cars will leave the Pit Lane.





Resuming a Race behind the Safety Car – Pit Lane



If any driver needs assistance after the 15-second signal he must raise his arm to indicate he has a problem.

Cars may leave the Fast Lane to overtake a car that has a problem.

PIT WALL



FAST LANE

INNER LANE

Resuming a Race behind the Safety Car – Pit Lane



When the remainder of the cars able to do so have left the pit lane, marshals will be instructed to push the car with a problem into the inner lane, the team may then work on the car.




PIT WALL

FAST LANE

INNER LANE

Resuming a Race behind the Safety Car – Pit Lane





FLAGS & INFORMATION



Dangerous situation



Technical problem



Ease the overtake



Race Stopped

Race number

STOP & GO
10 'sec

138

DRIVE THROUGH

Shown for 2 Laps


The driver has 3 Laps to enter in the Pit Lane
Stop & Go in your Pit Allocation

Shown for 2 Laps

The driver has 3 Laps to enter in the Pit Lane

It is not permitted to undertake the **DRIVE THROUGH** or **Stop&go** Penalty during a SC deployment .

Pénaltys shown point






Drive Through





STOP & GO

138

UNDER
INVESTIGATION

FLAGS



	REGULATION	ACTION
	Yellow flag	Reduce your speed, do not overtake, and be prepared to change direction. There is a hazard beside or partly on the track.
	Double Yellow flag	Reduce your speed significantly, do not overtake, and be prepared to change direction or stop. There is a hazard wholly or partly blocking the track and/or marshals working on or beside the track
	Full Course Yellow	Once under FCY, cars will slow down to 80 KPH, in single file, and maintain their distance to the car in front and the car behind. Overtaking is strictly prohibited under the FCY. Pit Entry remains open during FCY. The FCY speed limit is also to be respected in the Pit Entry and Exit roads.
	Safety Car	SC procedure has been deployed, immediately slow down and do not overtake. Line up behind the leader.
All the penalties applied are indicated in the Annex of the National Sporting Regulation		

Misano
MWC
World Circuit
Marco Simoncelli

F4
ITALIAN
CHAMPIONSHIP
CERTIFIED BY FIA

TRACK LIMIT KERBS

T1-T2

T6

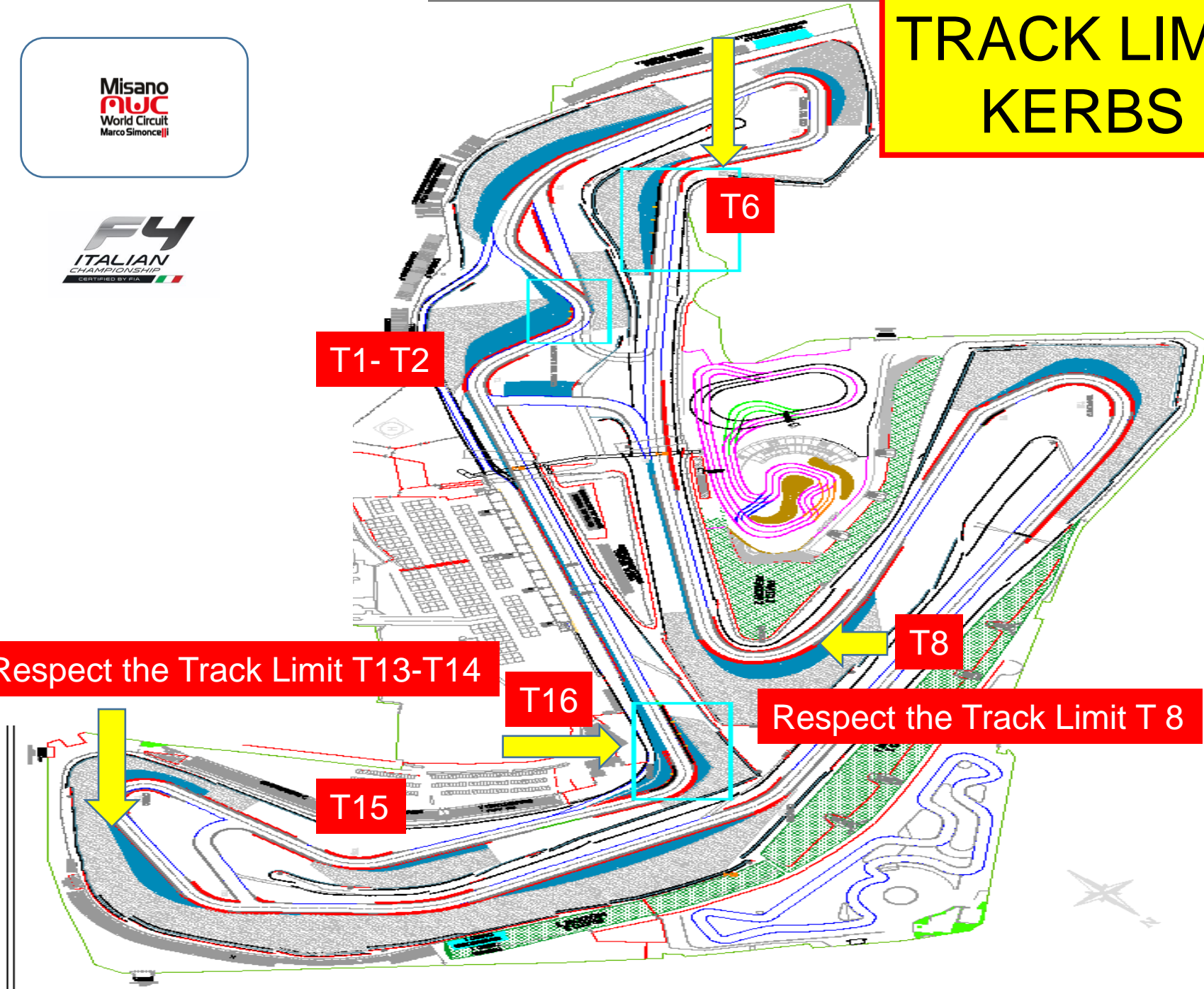
T8

Respect the Track Limit T13-T14

T16

Respect the Track Limit T 8

T15



TRACK LIMIT- PENALTY



Drivers must make every reasonable effort to use the track at all times and may not deliberately leave the track without a justifiable reason.

For the avoidance of doubt the white lines defining the track edges are considered to be part of the track but the kerbs are not.

A driver will be judged to have left the track if no part of the car remains in contact with the track.

Should a car leave the track the driver may re-join, however, this may only be done when it is safe to do so and without gaining any advantage

ABUSE OF THE TRACK LIMITS WILL BE PUNISHED

All the penalties applied are indicated in the Annex of the National Sporting Regulation

TRACK LIMIT INSIDE THE TURN T1-T2-T3-T14
Current lap deleted


T 2

Current lap time deleted (on the grass) – out the white line



F4
ITALIAN
CHAMPIONSHIP
CERTIFIED BY FIA

T 3 EXIT



Respect the track limit – No overtake out of the track limit
4 wheels on the green area (out the kerb) is no respect of the track limit
Current lap time deleted

T 6- EXIT

Misano
MWC
World Circuit
Marco Simoncelli

F4
ITALIAN
CHAMPIONSHIP
CERTIFIED BY FIA

Respect the track limit – No overtake out of the track limit
4 wheels on the green area (out the kerb) is no respect of the track limit
Current lap time deleted

TRACK LIMIT T8



Respect the track limit – No overtake out of the track limit
4 wheels on the green area (out the kerb) is no respect of the track limit
Current lap time deleted

OUT OF THE TRACK LIMIT



Respect the track limit – No overtake out of the track limit
4 wheels on the green area is no respect of the track limit
Current time lap deleted

Misano
MWC
World Circuit
Marco Simoncelli

F4
ITALIAN
CHAMPIONSHIP
CERTIFIED BY FIA

T 8

OK



Misano
MWC
World Circuit
Marco Simoncelli

4 wheels on the green area-(out the kerb) is out of the track limit
Current lap time deleted



T 15

F4
ITALIAN
CHAMPIONSHIP
CAVITUD by PIA

Misano
MWC
World Circuit
Marco Simoncelli

T 15 EXIT

Don't use the green area



F4
ITALIAN
CHAMPIONSHIP
CERTIFIED BY FIA

Misano
MWC
World Circuit
Marco Simoncelli

Last Corner T16

T 16

Misano
MWC
World Circuit
Marco Simoncelli

F4
ITALIAN
CHAMPIONSHIP
CERTIFIED BY FIA

4 wheels on the green area-(out the kerb) is out of the track limit
Current lap time and next lap time - deleted

FINISH FLAG



FINISH LINE – CONTROL LINE



After receiving the chequered flag, all Cars must proceed on the Track directly to Parc Fermé

The first three drivers of the classification of each race will stop their cars near the Podium for the Podium Ceremony

Follow the informations from the Marshalls



We wish you a very good weekend



SPORT

**2023 Italian Formula 4 Championship
CALENDAR**

F4

**ITALIAN
CHAMPIONSHIP**

CERTIFIED BY FIA



21-23 Apr
Autodromo Internazionale Enzo e Dino Ferrari, Italy

5-7 May
Misano World Circuit Marco Simoncelli, Italy

Next event **26-28 May**
Circuit Spa-Francorchamps, Belgium

23-25 Jun
Autodromo Nazionale Monza, Italy

21-23 Jul
Circuit Paul Ricard, France

29 Sep-1 Oct
Autodromo Internazionale del Mugello, Italy

13-15 Oct
Autodromo Vallelunga Piero Taruffi, Italy



Misano
WUC
World Circuit
Marco Simoncelli